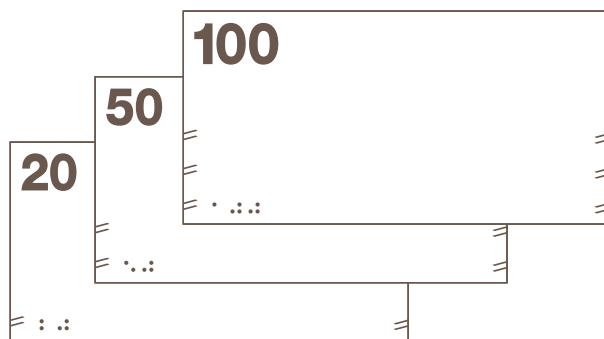
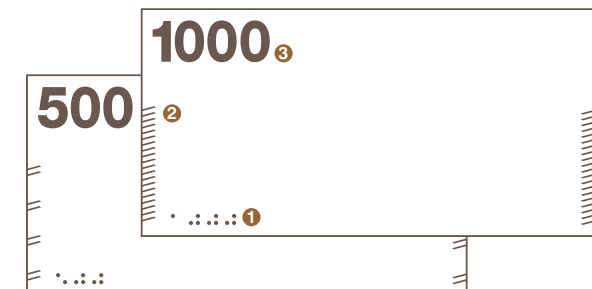


## DESIGN FOR THE \$500 NOTES

### Accessibility Features:

1. Braille
2. Tactile Lines
3. High-tactility Numeral



New note ►  
measuring template



### Standard Chartered Bank (Hong Kong) Limited



Front



Back

### The Hongkong and Shanghai Banking Corporation Limited



Front



Back

### Bank of China (Hong Kong) Limited



Front



Back

## COMMONLY ASKED QUESTIONS

- Q. Why are the new series banknotes being issued?**
- A. The 2003 series banknotes have already been in circulation for about 7 years. It is necessary to revamp the design to incorporate the latest available security features.
- Q. When will the new series banknotes be available to the public?**
- A. The new series banknotes will be put into circulation by phases: the HK\$1,000 in the last quarter of 2010, the HK\$500 in early 2011, the HK\$100, HK\$50 and the HK\$20 in 2011/2012.
- Q. Will the 2003 series continue to be legal tender?**
- A. The 2003 series will circulate along with the new series.
- Q. What should I do if I think that a note may be counterfeit?**
- A. Retain the note and take it to the nearest police station as soon as possible. Alternatively, call the Commercial Crime Bureau at 2860 5012.



## 2010 NEW SERIES HONG KONG BANKNOTES



DESIGN & SECURITY FEATURES  
FOR \$1000 NOTES

SECURITY FEATURES

The three note-issuing banks in Hong Kong (Standard Chartered Bank (Hong Kong) Limited, The Hongkong and Shanghai Banking Corporation Limited, and Bank of China (Hong Kong) Limited) announced the launch of the New Series Banknotes and the designs of the HK\$1,000 and HK\$500 notes in July 2010. Consistent with the current series of Hong Kong banknotes, the New Series consists of five denominations. The HK\$1,000 and HK\$500 notes will go into circulation in the fourth quarter of 2010 and early 2011 respectively. The designs of the other three denominations, HK\$100, HK\$50 and HK\$20, will be announced around the middle of 2011.

The New Series retains the colour scheme used in the current series of banknotes. The new banknotes have incorporated state-of-the-art security features, which are effective and easy to recognise.


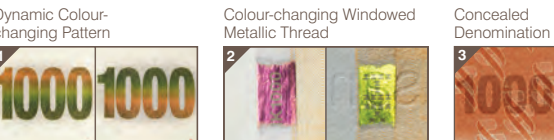
This is the first time that Braille and tactile lines are embossed on Hong Kong banknotes for facilitating the visually impaired to differentiate the denominations. A new note measuring template sponsored by the Hong Kong Monetary Authority and the three note-issuing banks is also introduced. The template is embossed with Braille and symbols.



Front





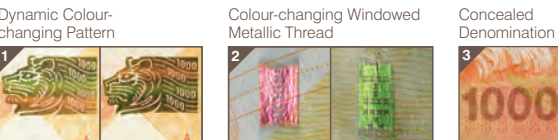
Back



Front




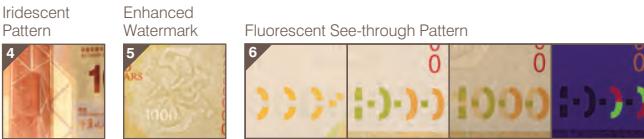
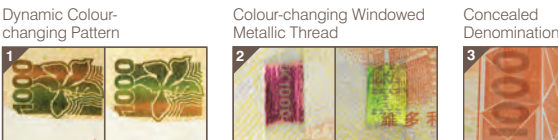
Back



Front



Back



Tilting

1 Dynamic Colour-changing Pattern

When the note is tilted, two visual effects appear: the colour of the pattern shifts between green and gold, while at the same time a shimmering horizontal bar is seen to be rolling up and down.

2 Colour-changing Windowed Metallic Thread

When the note is tilted, the thread shifts in colour between magenta and green. When examining it closely, microtext to build the large alphabets "H" and "K" can be seen.

3 Concealed Denomination

Visible when the note is tilted.

4 Iridescent Pattern

Shimmering when the note is tilted under a bright light.



Viewing

5 Enhanced Watermark

The watermarks of the three note-issuing banks are standardized. Multi-tonal watermark of a bauhinia flower, highlight watermark of the denomination numeral and dot pattern can be seen when the note is held up to the light.

6 Fluorescent See-through Pattern

The patterns on the front and back fit perfectly when the note is held up to the light. When the note is put under ultraviolet light, two fluorescent colours appear.

7 Serial Numbers

Two sets of serial numbers with progressively larger digits in adjacent positions. One set horizontally at the bottom-left corner, and another set vertically on the right side of the note, which is fluorescent red under ultraviolet light.



Touching

8 Embossed Feel

Raised printing giving the note a strong embossed feel by touch.